



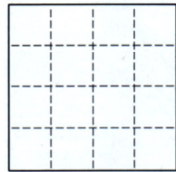
# O-RIGAMI



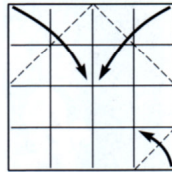
## O-RIGAMI

Começa com um quadrado de papel:  
Laranja(ou vermelho) de um lado e  
branco do outro.

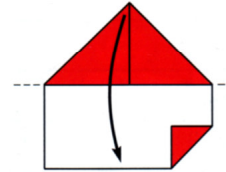
1 - Vinca o papel



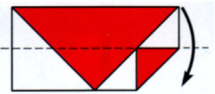
2 - Dobra os 3 cantos



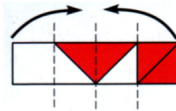
3 - Dobra a meio



4 - Dobra a meio  
pra trás




5 - Dobra em 4  
pra trás



5 - Encaixa



**E JÁ ESTÁ**



---

**DIVERTE-TE**